









**STUNNING 3D PROJECTIONS. CREATE BIGGER IMPRESSIONS WITH LARGE AUDIENCES.**

Introducing Epson EB-W16 and EB-W16SK, Epson's first 3D business projectors supporting 3D full format via HDMI. Enjoy its unrivalled brilliance in 3D performance with the option of both active and highly affordable passive 3D glasses which are ideal for larger audiences. Besides eliminating the hassle of format converter, EB-W16SK allows for easier set-up with the convenient stacking function.

-   
 High Brightness
-   
 3D Glasses
-   
 WXGA
-   
 HDMI
-   
 PC Free  
 USB Memory
-   
 Cost Effective



EB-W16

EB-W16SK

**ENGINEERED FOR BUSINESS**

**Impressive 3D Brightness**

Unprecedented levels of 3D brightness versus competitors' solutions deliver high quality visuals even in bright settings.

**Full Support for Multiple 3D Formats**

Superb compatibility with all 3D formats via HDMI, enabling direct connection from your device without the need for a format converter.

**More Affordable for More Viewers\***

Stack 3D projector set-up allows the use of passive 3D glasses that can save up to 30 times of the cost of active 3D glasses.



\*Applicable to EB-W16SK

With its brilliant 3D performance and full support for 3D formats via HDMI, the Epson EB-W16 series of business projectors make a great impression with every presentation. The EB-W16SK also features an easy Stack 3D configuration, allowing the use of economical passive 3D glasses when catering for larger audiences.



### Impressive 3D Brightness

Epson EB-W16 series feature 3LCD Projection System that maximises light output, delivering higher brightness than competing projectors. As light is used efficiently, vivid picture quality is achieved even in bright settings.



### Excellent Colour Management

The Epson colour management system achieves perfect balance between brightness and colour quality, ensuring that natural colours do not vary significantly between colour modes.



Avoid over-yellow images when the colour mode is changed



Skin colour still appears natural in all colour modes



## Full Support for Multiple 3D Formats

Say goodbye to the hassle of 3D format converters. With full support for formats including top and bottom, side by side and frame packing, all you have to do is to connect your device to the projector via HDMI and select your preferred 3D formats.


### 3D Ready vs 3D Full Format via HDMI




### Side by Side



### Top and Bottom



### Frame Packing



## More Affordable for More Viewers\*

The Epson Stack 3D Setup provides a more cost-effective solution when catering for larger audiences. With this technology, you can now enjoy impressive visual quality using the affordable Passive 3D glasses, saving up to 30 times the cost of battery-operated Active 3D glasses.



\*Applicable to EB-W16SK

## Convenient Focus Adjustments\*

With the Focus Help button, you can adjust the focus easily by looking at the figure and bar gauge displayed on the screen during adjustment.

This function is especially helpful for users who want image accuracy during their presentations or when the adjustment of the image is done by a single person.



\*Applicable to EB-W16

## The Best Fit for Your Screen

In cases where the image extends beyond the frame of the screen or whiteboard, simply push the "Screen Fit" button to automatically adjust the image frame with the edges of the screen. This feature allows you to focus more on your presentation than on adjusting the projection output.

### Before



### After



Press on the 'Screen Fit' button once for adjustments. Once the focus is adjusted accordingly, press on the 'Screen Fit' button again.

## One-touch A/V Mute

Conserve your projector lamp life and electrical consumption with the A/V Mute Slide. This 'screen-saver' mode lets you switch off audio and visuals on your projector instantly with a slide of your finger.

## PARTNERS IN PERFECTION



**Desktop Document Camera ELPDC20**  
3 kg / 6.6lbs  
2 megapixels with 30fps  
12 x optical zoom  
1080p output resolution  
HDMI digital connectivity



**Desktop Document Camera ELPDC11**  
2.2kg / 4.85lbs  
5 megapixels with 30fps  
10 x digital zoom  
Bundled with microscope adaptor



**Ultra Portable Document Camera ELPDC06**  
Easily portable; 0.96kg / 2.11lbs  
1.92 megapixels with 15fps  
4 x digital zoom  
USB powered

## Ease of Stack Setup\*

EB-W16SK comes with dedicated stacking features, including two polarising plates and a USB cable for easy connection of two projectors. With the 'Quick Stack' function, images from both projectors are perfectly matched in less than a minute, allowing your audience to enjoy true-to-life 3D projections.

\*Applicable to EB-W16SK



Everything in One-box



Quick Stack Synchronisation

## Easy Maintenance

The Epson EB-W16 series is designed with convenient features for fuss-free maintenance of stack-mount set-ups.

### Lamp Replacement

No dismantling required. Simply unfasten the tilt screw and open the stack mount for easy lamp replacement.



### Filter Replacement

Replace filter from the user-friendly slots situated on the side of the projectors. Save the hassle of releasing the stack mount from the ceiling.



## Eco Features

- Equipped with a short arc lamp engineered to maximise light usage and power efficiency
- Uses just 0.4W of power in standby mode
- Projector optics employ lead-free lenses
- Unpainted plastic housing reduces the environment impact
- The flame retardants used in the plastic housing do not contain chlorine or bromine

## Better Products for a Better Future™

For more information on Epson's environmental programme, visit <http://global.epson.com/SR/environment>.



### Interactive Unit ELPIU01

USB powered  
Easy interactive function  
Simple and easy set-up

FULL HD  
3D  
GLASSES



### EB-W16 Active 3D Glass ELPGS03

Long-lasting battery life of up to 40 hours  
3-minute quick-charge for up to 3 hours battery life



### EB-W16SK Passive 3D Glass ELPGS02A / ELPGS02B

Impressive quality  
Highly affordable

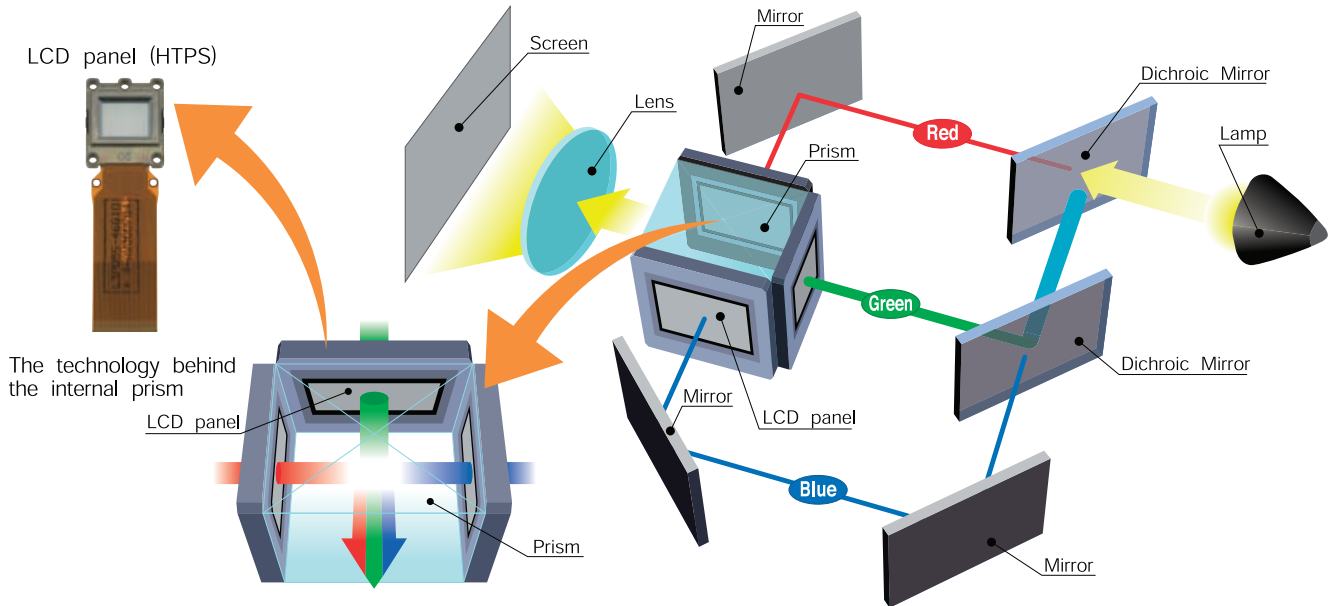
# EPSON 3LCD TECHNOLOGY – FOR BRIGHT, FAITHFUL COLOURS

3LCD projectors offer brighter and more accurate colours as they produce different shades and hues by filtering, then mixing beams of the three primary colours (red, green and blue).

In a 3LCD projector, white light is first split into the three beams of primary colours. Each beam is then filtered through its own LCD that will give each individual pixel of the image its exact brightness for each colour. The colour beams are then perfectly recombined in a prism before being projected out as a complete image.

This compares to projectors using single-chip technology that actually project individual colours sequentially by filtering their single white light beam through a colour wheel, and then relying on human colour perception to combine the colours in the viewers' minds.

As a result, 3LCD projectors also offer greater detail, smoother gradations, no "colour breakup" effect, are easier on viewers' eyes, and consume about 25% less power to achieve the same brightness compared to a single-chip projector using a lamp of the same wattage.



3LCD projector : RGB are projected at the same time, which makes the single composite image easy on the eyes.

- An independent test by projector review media ProjectorCentral.com in 2009 of about 800 projectors found that on average, 3LCD projectors use 25% less power than single-chip projectors.

[www.3lcd.com](http://www.3lcd.com)

## COLOUR LIGHT OUTPUT – TRUE COLOURS SHINING THROUGH

### The Brightness Myth


Did you know that the brightness specification (in lumens) for projectors is only a measurement of its white light output?

In fact, many manufacturers artificially boost their projectors' brightness rating by increasing their white light production capability at the expense of colour brightness.

### How is Colour Light Output measured?

X	X	X
X	X	X
X	X	X

**Brightness (or White Light Output)** measures the total amount of white light projected in lumens on a nine point grid. It does not measure colour.

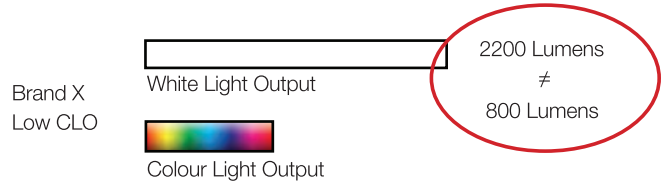
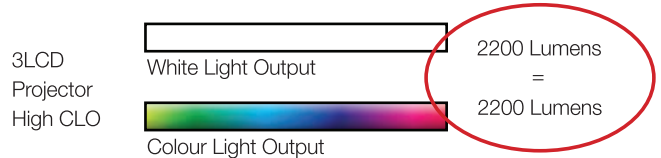


**Colour Light Output** uses 3 sets of a nine-point grid to measure the primary colours - red, green and blue, using the same approach used to measure White Light Output in lumens.

### CLO to Enlighten

To help buyers make better-educated decisions, colour scientists at the U.S. government's National Institute of Standards and Technology (NIST – [www.nist.gov](http://www.nist.gov)) have developed Colour Light Output (CLO) as a specification to provide critical information on a projector's ability to deliver colour.

Colour Light Output is critically important because it measures the brightness of Red, Green and Blue. In a 3LCD projector, these primary colours create white when combined in the right proportions. Beautifully balanced colour is possible when Red, Green and Blue combine to produce the exact colours required. Colour Light Output provides users with an additional way to evaluate a projector and make more discerning buying decisions.



[www.colorlightoutput.com](http://www.colorlightoutput.com)

MODEL NUMBER	EB-W16	EB-W16SK
<b>Projection Technology</b>	RGB liquid crystal shutter projection system (3LCD)	
<b>Specification of Main Parts</b>		
LCD	Size: 0.59" with MLA (D8)	
	Native Resolution: WXGA (1280 X 800)	
Projection Lens	Type: Optical Zoom (Manual) / Focus (Manual)	
	F-Number: 1.58 - 1.72	
	Focal Length: 16.9mm - 20.28mm	
	Zoom Ratio: 1 - 1.2	
	Throw Ratio: 1.30 - 1.56 (Wide - Tele)   1.42 - 1.56 (Zoom: Middle - Tele)	
Lamp	Type: 200W UHE (E-TORL)	
	Life <sup>1</sup> (Normal/Eco): 4,000 hours / 5,000 hours	
<b>Screen Size (Projected Distance)</b>	33" to 318" [0.9 to 9.0 m] (Zoom: Wide)	[White Screen] Distance: 250cm to 470cm, Screen Size: 80 inch to 150 inch
	33" to 317" [1.08 to 10.8 m] (Zoom: Tele)	[Silver Screen] Distance: 250cm to 380cm, Screen Size: 80 inch to 120 inch
<b>Brightness<sup>2</sup></b>		
White Light Output (Normal/Eco)	3,000lm / 2,400lm (2D mode)	4,100lm / 3,300lm (2D mode) (Auto iris: Off, Receiver Projection size 100inch, Commander Projection size 112inch, With Polarisers)
Colour Light Output	3,000lm (2D mode)	4,100lm (2D mode) (Auto iris: Off, Receiver Projection size 100inch, Commander Projection size 112inch, With Polarisers)
<b>Contrast Ratio</b>	5,000:1 (2D mode)	
<b>Internal Speaker</b>		
Sound Output	2W (Monaural)	
<b>Keystone Correction</b>		
Vertical	±30°	Normal screen: ±15° Silver screen: ±10°
Horizontal	±30°	Normal screen: ±15° Silver screen: ±10°
Auto keystone correction	Yes (Vertical & Horizontal) and Screen Fit	
<b>Connectivity</b>		
Analog Input	D-Sub 15pin	1 Blue, 1 Black (Black in common with Monitor-out)
	Component	D-sub 15pin x 1 (Blue) (In common with Analog RGB connector)
	Composite	RCA x 1 (Yellow)
	S-Video	Mini DIN X 1
Digital Input	HDMI	1 (HDCP Supported)
Output Terminal	D-Sub 15pin	1 (Black) (In common with D-Sub 15pin Black)
Audio Input	RCA (White/Red)	1 pair
Audio Output	Stereo Mini Jack	1
Others	USB Type A	1 (USB memory / ELPDC06 Document Camera)   1 (USB memory / ELPDC06 Document Camera / Stack Control)
	USB Type B	1 (USB Display 3-in-1)   1 (USB Display 3-in-1 / Stack Control)
Control I/O	RS-232C	D-sub 9pin x 1
<b>Operating Temperature</b>	5 °C to 35 °C <41 °F to 95 °F> (20% - 80% humidity)	
<b>Operating Altitude</b>	0m to 2,286m <0ft to 7,500ft> (over 1,500m / 4,921ft: with high altitude mode)	
<b>Direct Power On / Off</b>	Yes / Yes	
<b>Start-Up Period</b>	About 7 seconds	About 9 seconds
	Warm-up period: 30 seconds	Warm-up period: 30 seconds
<b>Cool Down Period</b>	Instant off	About 3 seconds
<b>Power Supply Voltage</b>	100 - 240V AC ±10%, 50/60Hz	
<b>Power Consumption (220 - 240V)</b>		
Lamp On (Normal / Eco)	277W / 230W	277W / 230W (x2)
Stand By (Network On / Off)	3.3W / 0.4W	3.3W / 0.4W (x2)
<b>Dimension Excluding Feet (W x H x D)</b>	325mm x 77mm x 243mm	372mm x 350mm x 197mm (without feet) <sup>3</sup>
<b>Weight</b>	2.7kg	7.9kg (including foot & screws)
<b>Fan Noise (Normal / Eco)</b>	36dB / 29dB	39dB / 32dB
<b>3D Functions</b>		
3D On / Off	Yes	
3D Format Supported	Auto / Side by Side / Top & Bottom / 2D / Frame Packing	

**Supplied Accessories**

Power Cable: 1.8m (EB-W16),  
1.8m x 2 (EB-W16SK)

Computer Cable (VGA Cable): 1.8m (EB-W16 only)

USB Cable: 1.8m (EB-W16),  
30cm (Stack Control)(EB-W16SK)

Remote Control: Compact Type

Battery: Alkaline AA Battery x 2

Soft Carrying Case (EB-W16 only)

Stack Mount for Commander & Receiver (EB-W16SK only)

Passive Glasses: ELPGS02A (EB-W16SK only)

Polarising Plate (Pair) (EB-W16SK only)

Password Protect Sticker

User's Manual Set: CD-ROM

**Optional Accessories**

Spare Lamp: ELPPLP67

Air Filter: ELPAF42

Ceiling Mount: ELPMB23 (EB-W16 only)

3D Glasses (RF Type): ELPGS03 (Active)  
(Passive): ELPGS02A (Adult)  
(Passive): ELPGS02B (Child)

EB-W16



EB-W16SK



© 2013 Epson Singapore Pte Ltd. All Rights Reserved. Reproduction in part or in whole, without the written permission from Epson, is strictly prohibited. EPSON and EXCEED YOUR VISION are registered trademarks of Seiko Epson Corporation. All other products names and other company names used herein are for identification purposes only and are the trademarks or registered trademarks of their respective owners. Epson disclaims any and all rights in those marks. Print samples shown are simulations only. Specifications and product availability are subject to change without notice and may vary between countries. Please check with local Epson offices for more information.

Dealer's Stamp

Information correct at time of printing  
Printed January 2013

Sales Enquiries  
**6586 3111**



**Project Homecoming**  
A Joint-Brand Ink & Toner Cartridge Recycling Programme  
For more information, please visit  
[www.epson.com.sg](http://www.epson.com.sg)



Official Partner  
of Manchester United



Like us @ Epson Singapore

To find out more, visit [www.epson.com.sg/projector](http://www.epson.com.sg/projector) or call **6586 3111**